



Universal H-Series

POOL AND SPA HEATERS

HEATING

Right for so many reasons. Perfect for so many applications.



Hayward® Universal H-Series Heaters: Energy efficient and universal fit for added convenience.



Hayward is always looking for ways to make pool and spa ownership as affordable and effortless as possible. Our Universal H-Series pool and spa heaters combine advanced technology with universal-fit flexibility, making them a smart choice for virtually any new installation or system upgrade. They deliver state-of-the-industry performance, save up to 18% on energy costs, have extremely low NOx emission levels and a legendary reputation for durability. They're offered in 150,000, 200,000, 250,000, 300,000, 350,000 and 400,000 BTU/hr. models.

Easy installation, simple operation.

A choice of left-side or right-side electric, gas and water connections gives Universal H-Series heaters unprecedented installation flexibility. This enhanced adaptability – coupled with a lightweight design, a modern

low-profile appearance and front-panel only access required for both installation and service – ensures compatibility with virtually all new or existing systems and equipment pad configurations.


Exclusive to Universal H-Series Heaters



STANDARD Cupro Nickel Heat Exchanger
Totally Managed Flow provides exceptional corrosion resistance and erosion protection. Ideal for today's salt-based electronic chlorination systems.



Superior Hydraulic Performance
Industry-leading hydraulic performance saves energy by reducing circulation pump run time.



State-of-the-Art Finn Plate Heat Exchanger
State-of-the-industry Finn Plate heat exchanger with special V-groove design for faster heating and longer life.



Dual Voltage
Installation is simplified with voltage that adapts to either 110V or 220V.



H250FD



H150FD



H400FD



Universal Wiring Junction Boxes
High and low voltage connections are easy and convenient with left and right side junction boxes.



Hot-Surface Silicon Nitride Ignition System
Exclusive silicon nitride ignition system for dependable lighting and reliable operation.



Digital LED Control Panel
Electronic control display maintains water temperature; monitors heater performance with self-diagnostic capability.



Insulated FireTile® Combustion Chamber
Unlike older forms of insulation, FireTile securely traps the heat, delivering the most performance from each BTU.

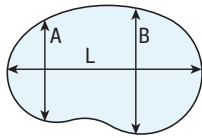


Low NOx Emissions
Environmentally responsible; complies with all current California and Texas air quality emission standards.

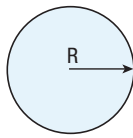
Selecting the correct size H-Series heater:

For Your Swimming Pool

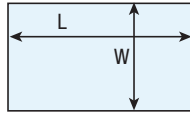
Determine your pool's surface area in square feet:



$$\text{Area} = (A+B) \times L \times .45$$



$$\text{Area} = R \times R \times 3.14$$



$$\text{Area} = L \times W$$

MODEL	SURFACE AREA
H400	1,200
H350	1,050
H300	900
H250	750
H200	600
H150	450

In this table, locate the surface area that is equal to, or just greater than, the pool's surface area. To the left of this number is the appropriate H-Series model that will fit the selected area.

For indoor pool installations, divide the pool's surface area by 3.

Table is based on a 30°F temperature rise, 3½ mph average wind velocity and elevation of up to 2,000 feet above sea level.

For Your Spa or Hot Tub

Determine your spa capacity in gallons (surface area x average depth x 7½).

The reference table lists the time required in minutes to raise the temperature of the spa/hot tub by 30°F. In the table below, locate the column with the spa/tub size in gallons that is closest to yours. Select the desired time to raise the spa/hot tub temperature 30°F, read to the left and select the appropriate H-Series model.

This guide can be adjusted for other temperature rises. For example, if you desire a 15°F increase in temperature, simply divide the time for 30°F rise by the ratio of 30/15, or 2.

Note: Heat lost and/or heat absorbed by spa walls or other objects will add to the time it takes the spa to heat up.

Spa sizing is based on an insulated and covered spa. Always cover your spa or hot tub when not in use to minimize heat loss and evaporation.

MODEL	SPA/TUB SIZE IN GALLONS								
	200	300	400	500	600	700	800	900	1,000
	Time in Minutes to Raise Spa/Tub Temperature 30°F								
H400	9	14	19	23	28	33	37	42	47
H350	11	16	21	27	32	37	43	48	54
H300	12	19	25	31	37	44	50	56	62
H250	15	22	30	37	45	52	60	67	75
H200	19	28	37	47	56	66	75	84	94
H150	25	37	50	62	75	87	100	112	125



Specifications and Dimensions:

Universal H-Series Heater

	H400FD	H350FD	H300FD	H250FD	H200FD	H150FD
BTU/Hr.	400,000	350,000	300,000	250,000	200,000	150,000
Width (Inches)	36"	33"	30"	28"	25"	21"
Depth (Inches)	29½"	29½"	29½"	29½"	29½"	29½"
Height (Inches)	24"	24"	24"	24"	24"	24"
Water Connections	2" x 2½"	2" x 2½"	2" x 2½"	2" x 2½"	2" x 2½"	2" x 2½"
Heat Exchanger	Cupro Nickel	Cupro Nickel	Cupro Nickel	Cupro Nickel	Cupro Nickel	Cupro Nickel
Indoor Vent Pipe Diameter (Inches)	8"	8"	8"	6"	6"	6"
Heater Weight (lbs.)	160	158	145	134	123	110
Gas Connection at Heater	¾"	¾"	¾"	¾"	¾"	¾"

Millivolt Heaters

	H250	H200	H150
BTU/Hr.	250,000	200,000	150,000
Width (Inches)	27"	24½"	21½"
Depth (Inches)	27½"	27½"	27½"
Height (Inches)	28½"	28½"	28½"
Water Connections	1½" x 2"	1½" x 2"	1½" x 2"
Heat Exchanger	Cupro Nickel	Cupro Nickel	Cupro Nickel
Indoor Vent Pipe Diameter (Inches)	7"	7"	6"
HWS Stack Height (Inches)	17¼"	15¼"	14"
Heater Weight (lbs.)	144	141	131
Gas Connection at Heater	¾"	¾"	¾"

H-Series heaters are available in a comprehensive range of BTU sizes for natural or propane gas. All units are certified by the Canadian Standards Association and carry the exclusive Hayward® warranty.



Efficiency. Performance. Innovation.

Whether you want to extend your swimming season or swim year-round, Universal H-Series gives you comfort with efficiency. It's the perfect addition to your Totally Hayward® System.

To take a closer look at Universal H-Series Heaters or other Hayward products, go to www.haywardpool.com or call 1-888-HAYWARD



620 Division Street | Elizabeth, NJ 07201